



Item # _____
Model # _____
Quantity _____
Project # _____

Specifications & Features

Model #FW5002-9

Heated Showcase

This Heated Showcase operates as a dry or heated case with humidity. Front and rear sliding doors for easy loading and customer self-serve convenience. Adjustable 3-trays display and four sides of glass viewing.




FEATURES:

- Designed for proofing and heating
- Digital display and control from 80F to 180F
- Adjustable shelves
- High visibility from all four sides Very well lit
- Front and rear load
- Specially designed baffle for even temperature distribution
- One year limited manufacturers warranty

Note: Dimensions and Specification are subject to change without notice.

Approvals

ETL

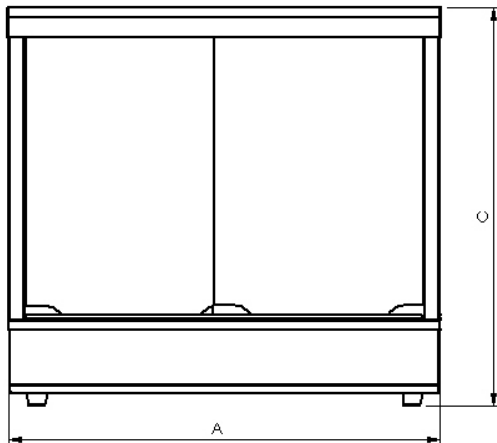




Dimensions and Specifications

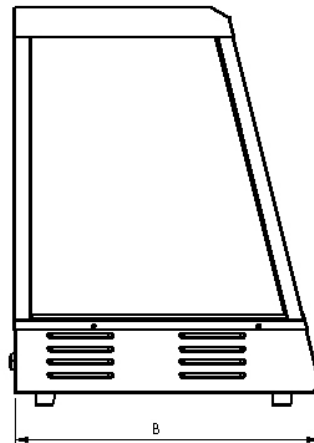
Model # FW5002-9
Heated Showcase

Item #	_____
Model #	_____
Quantity	_____
Project #	_____




Front View

Model:FW5002-9



Side View

Part #	Volts	Watts	Dimensions (AXBXC)	Net Weigh	Gross Weight	Approvals
FW5002-9-26	120V	1400W	26"x18" x 23 3/4"	50 lb	55 lb	ETL
FW5002-9-36	120V	1800W	36"x18" x 23 3/4"	60 lb	66 lb	ETL
FW5002-9-48	120V	1800W	48"x18" x 23 3/4"	72 lb	79 lb	ETL



Note: Dimensions and specifications are subject to change without notice.