



Ovens

ADVANCE ovens

ADVANCE OVEN, AE-061

19010984

DIMENSIONS

		Article	Packed
Length	mm	898,00	1.100,00
Depth	mm	867,00	1.000,00
Height	mm	846,00	1.000,00
Weigth	Kg	141,00	182,00
Volumen	m3	0,66	1,10

ELECTRICITY

Electric power	KW	
230V - I+N		9,30
230V - III		3x4+T - 32 A
400V - III+N		4x1,5+T - 16 A

PLUMBING - WATER

Water consumption (lit/h)	22,00
Pressure (Kg/cm2)	2 - 4

GAS

Not used

STEAM

Not used

AIR

Not used

LEVEL SOUND

(dB) 62,00

ADVANCE OVEN, AE-061

High quality, fast cooking :

- Professional quality
- Easy to use and efficient
- Perfect results
- Affordable

Capacity for 6 1/1-GN trays.

Push-button and "Scrolling" controls.

5 cooking methods: Steam, Low-temperature steam, Regeneration, Combination and Convection (up to 300°C).

Preheating option.

Overnight cooking or low-temperature programme.

3 Speeds - 2 power ranges.

Cold-Down chamber cooling system.

"Auto-reverse" system to reverse fan rotation.

Electronic temperature probe.

Steam generator equipped with limescale detector.

Steam generator automatically empties every 24 hours of cooking.

Semi-automatic limescale removal system.

Error detection system.

"Repair service" mode system.

Quick door-closing system.

IPX-5 protection.

Retractable shower.

Built-in trolley and structure for trays.

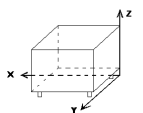
Power: 9,3 kW.

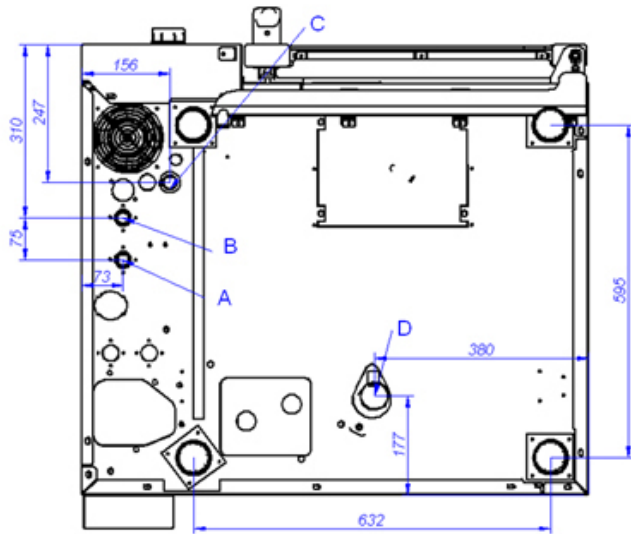
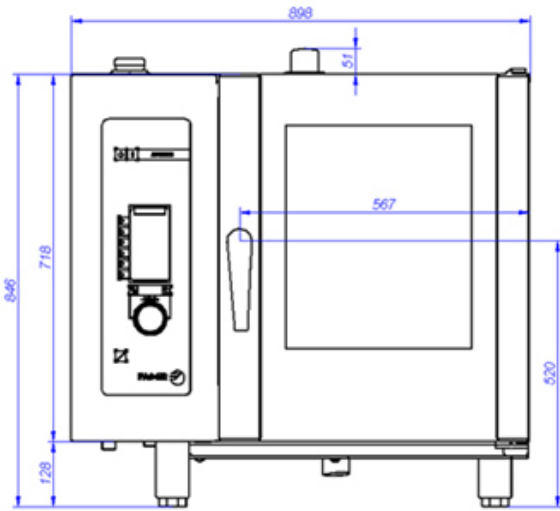
Dimensions: 898 x 867 x 846 mm.

Accessories in option:

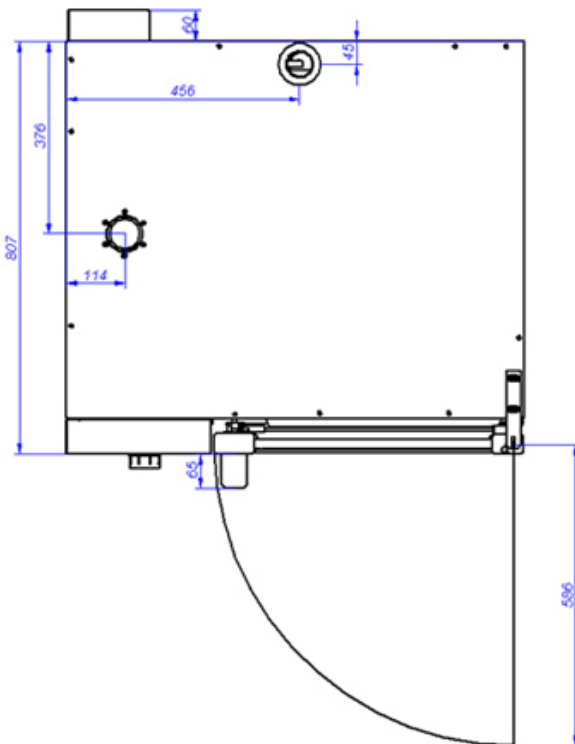
- Support SH-061
- Neutral support-cabinet ANH or hot cabinet ACH
- GN trays, grids, moulds...

Connections points	X	Y	Z	Diameter	Information
ELECTRICITY	742	620	110		
COLD WATER	825	482	110	3/4"	
SOFT COLD WATER	825	557	110	3/4"	
DRAIN	467	237	110	30x25	





AE-061



VISTA DE LA BASE DESDE LA PARTE INFERIOR
VIEW FROM THE BOTTOM OF THE MACHINE

- A: Entrada de agua blanda
- B: Entrada de agua dura
- D: Desagüe

C: Alimentación eléctrica

- A: Soft water inlet
- B: Water inlet
- D: Drain

C: Electrical connection