



a Standex company

ITEM: \_\_\_\_\_ PROJECT NAME: \_\_\_\_\_ DATE: \_\_\_\_\_

## SERIES '90 NON-REFRIGERATED BAKERY CASE

MODEL  SN-48  
 SN-59  
 SN-77



*Series '90. The ultimate merchandiser with advanced styling for maximum visual appeal. Cases are available in lengths of 48", 59", and 77". Designed for continuous case line-ups.*

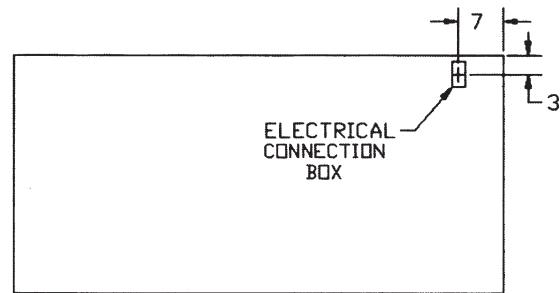
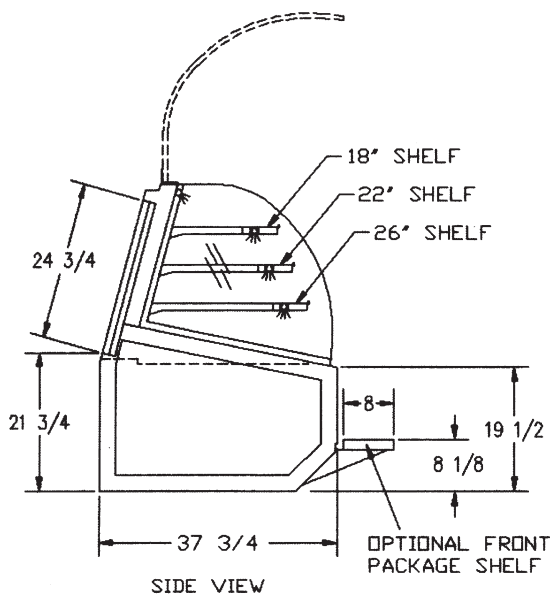
### STANDARD FEATURES

- Adjustable white cantilevered shelves. Shelves are adjustable up and down and can also be tilted.
- Lift-up pneumatic, cylinder-assisted, double-curve tempered front glass.
- Four-point leveling system.
- Removable sliding rear doors, shelf lights, shelf supports, and shelves.
- Glass ends and rear doors. Rear doors are sloped for product access.
- Vent system to reduce heat build-up from the lights.
- Octron top light and shelf lights. Lights are shielded and independently wired.
- Base trim: specify white, black, or stainless.
- End glass trim: specify white or black.
- All-welded base construction with a choice of six standard laminates on base. Other color laminates optional.
- Easily accessible control panel with main auxiliary fan and light control.
- Double-bend tempered front glass reduces glare from outside lighting.
- Case height is only 48" high allowing better interaction between the customer and the sales clerk.
- White display deck.
- UL Safety and NSF Listed.

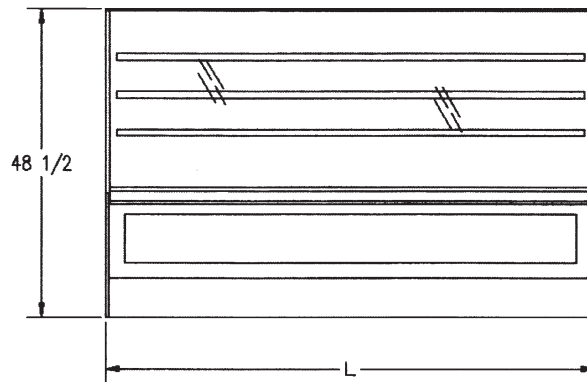
# SERIES '90 NON-REFRIGERATED BAKERY CASE

## OPTIONAL ACCESSORIES:

- Special Base Finish
- Base Trim Specify White, Black, or Stainless
- End Glass Trim Specify White or Black
- Black or Stainless Steel Interior
- Glass, Black, or Chrome Shelves in Lieu of White
- LED or Promolux Lighting
- Casters or Legs
- Cord and Plug (Six Foot)
- Front Package Shelf With or Without Light Below
- Reflective End Glass
- Mirrored Interior Ends With Laminated Exterior
- Reflective Rear Doors
- Rear Wrapping Board
- Front Glass and Rear Door Locks
- Top Service Shelf (Stainless Steel or Glass)



PLAN VIEW



FRONT VIEW

## SPECIFICATIONS:

Model	Dimensions L W H	Shipping Weight (lbs)	Capacity (Bakery Pans)	Remote 120/60/1
<input type="checkbox"/> SN-48	48 1/4" x 37 3/4" x 48 1/2"	600	4 (18" x 26") 8 (12" x 18") 2 ( 9" x 26")	1.0 AMPS
<input type="checkbox"/> SN-59	59 1/4" x 37 3/4" x 48 1/2"	700	10 (18" x 26")	1.5 AMPS
<input type="checkbox"/> SN-77	77 1/4" x 37 3/4" x 48 1/2"	865	8 (18" x 26") 12 (12" x 18")	2.0 AMPS

• Due to continuing engineering improvements, specifications are subject to change without notice.



*The Signature of Quality*

**FEDERAL INDUSTRIES**  
A Standex Company

215 FEDERAL AVENUE, BELLEVILLE, WISCONSIN 53508-9201

PHONE: 800-356-4206

EMAIL: geninfo@federalind.com

FAX: 608-424-3234

WEBSITE: www.federalind.com

