

MINI POND

Instruction Manual

Model #7758




 **GOLD MEDAL**[®]


FUNFOOD EQUIPMENT & SUPPLIES


Cincinnati, OH 45241-4807 USA


SAFETY PRECAUTIONS

	⚠ DANGER
	<p>Pump must be properly grounded to prevent electrical shock. Connect pump to a receptacle with a GFCI (Ground Fault Circuit Interrupter). Always unplug the pump before servicing</p>

	⚠ WARNING
	<p>Drowning Hazard, always supervise children. Do NOT allow children to operate.</p>

	⚠ WARNING
	<p>To avoid injury, do not sit or climb on games. Do NOT use this game as a table.</p>

	⚠ WARNING
	<p>Do NOT drop the pump. If the pump has been dropped or damaged, do NOT use.</p>

	⚠ CAUTION
	<p>This machine is NOT to be operated by minors. Minors are classified as anyone under the age of 18.</p>

NOTE

The information, specifications and illustrations contained in this manual represent the latest data available at time of publication. Right is reserved to make changes as required at the discretion of Gold Medal Products Company without notice.

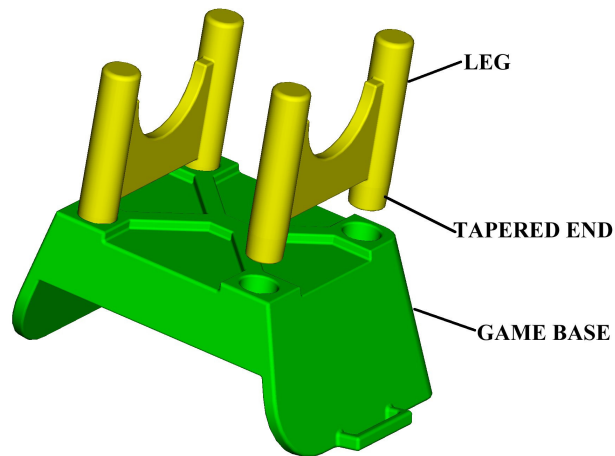
INSTALLATION INSTRUCTIONS

CHECKING SHIPMENT

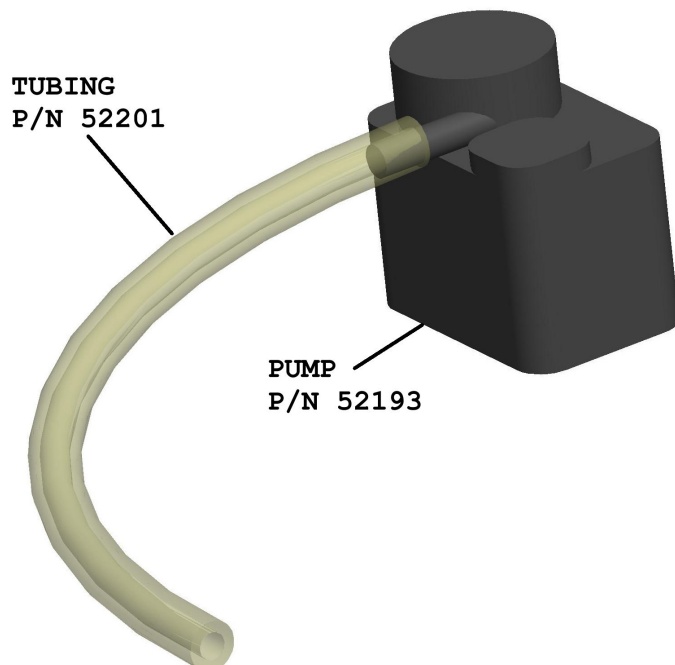
The Mini Pond is shipped in two corrugated cartons. One carton will include the base and the legs. The other carton will include the insert, ducks, pump and tubing. Unpack all cartons and check thoroughly for any damage, which may have occurred during transit. Damage claims should be filed immediately with the transportation company.

ASSEMBLY

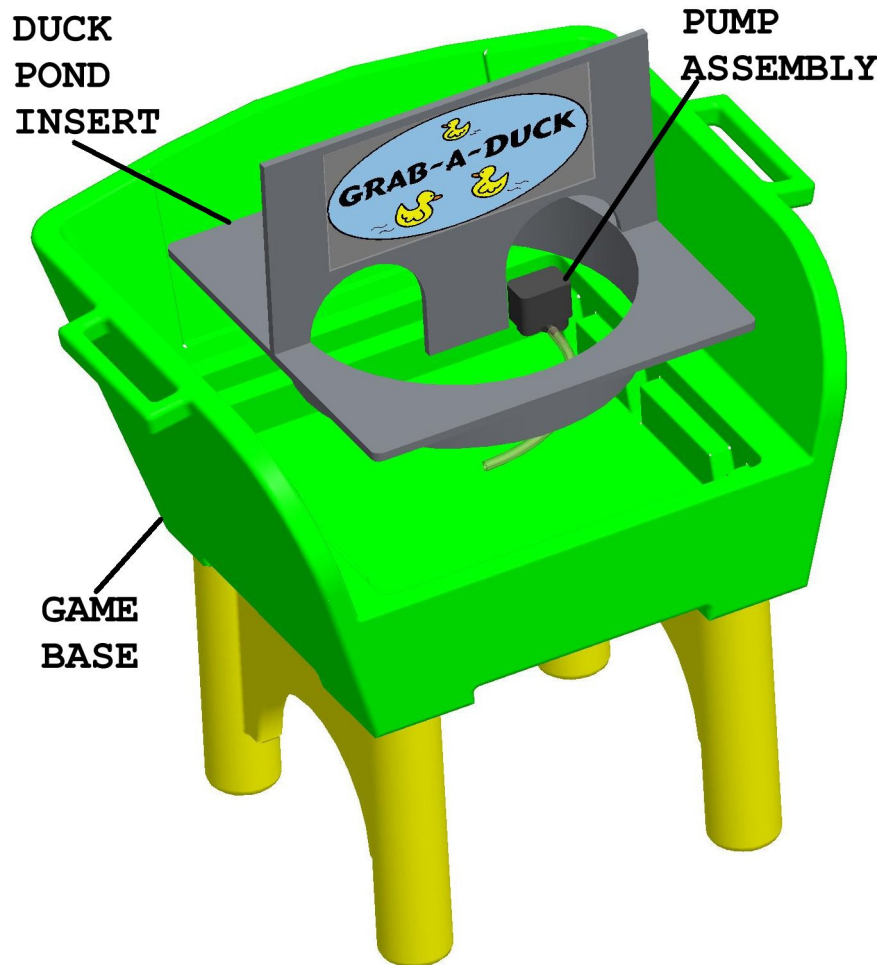
Step 1. Assemble legs to the base by inserting the tapered ends of the leg into the tapered holes on the underside of the game base.



Step 2. Assemble tubing to pump.



Step 3. Place pump in back rear of base. Place insert into base. Power cord from pump will come up through notch in insert side. Tube from pump will fit through notch in bottom flange of insert.



Step 4. Fill base with enough water to completely cover pump. Place ducks in water.

OPERATING INSTRUCTIONS

1. Use marking pen to mark winning duck or ducks on bottom side of duck.
2. Player picks duck out of water and looks and bottom side to see if they are a winner.

CARE AND CLEANING

As required, soap and water may be used to clean the game base, legs and inserts. Wipe dry with a clean dry cloth.

ORDERING SPARE PARTS

1. Identify the worn or broken part by checking it with the illustrations and parts list.
2. When ordering parts, include part number, part name, and quantity required.
3. Include you model name and machine serial number (found on nameplate) with your order.
4. Address orders to:

Parts Department
Gold Medal Products Co.
10700 Medallion Drive
Cincinnati, Ohio 45241-4807

or, place orders at:

(800) 543-0862
(513) 769-7676
Fax: (513) 769-8500
E-mail: info@gmpopcorn.com
www.gmpopcorn.com

PARTS LIST

Item No	Part No	Description
1	52111	Legs (Yellow Only)
2	7750	Base (Red)
3	7752	Base (Green)
4	7751	Base (Blue)
5	7753	Base (Yellow)
6	52189	Mini Duck Pond Insert
7	7804	Ducks
8	52143	GFCI Plug
9	52144	Paint Marker
10	52193	Pump
11	52201	Tubing

SPECIFICATIONS

Game Base with Legs attached:

Height: 35 inches

Width: 41-1/4 inches

Depth: 29-1/2 inches

Inserts: 23 inches X 23 inches

WARRANTY

WE WARRANT to the original purchaser the Gold Medal equipment sold by us to be free from defects in material or workmanship under normal use and service. Our obligation under this warranty shall be limited to the repair or replacement of any defective part for a period of six (6) months from the date of sale to the Original Purchaser with regard to labor and two (2) years with regard to parts and does not cover damage to the equipment caused by accident, alteration, improper use, voltage, abuse, or failure to follow instructions.

THIS WARRANTY IS IN LIEU OF ALL OTHER WARRANTIES EXPRESSED OR IMPLIED, AND OF ALL OTHER OBLIGATIONS OR LIABILITIES ON OUR PART, INCLUDING THE IMPLIED WARRANTY OF MERCHANTABILITY. THERE ARE NO WARRANTIES WHICH EXTEND BEYOND THE DESCRIPTION ON THE FACE HEREOF. We neither assume, nor authorize any other person to assume for us, any other obligation or liability in connection with the sale of said GOLD MEDAL equipment or any part thereof.

The term "Original Purchaser" as used in this warranty shall be deemed to mean that person, firm, association, or corporation who was billed by the GOLD MEDAL PRODUCTS COMPANY, or their authorized distributor for the equipment.

THIS WARRANTY HAS NO EFFECT AND IS VOID UNLESS THE ORIGINAL PURCHASER FIRST CALLS GOLD MEDAL PRODUCTS COMPANY AT 1-800-543-0862 TO DISCUSS WITH OUR SERVICE REPRESENTATIVE THE EQUIPMENT PROBLEM, AND, IF NECESSARY, FOR INSTRUCTIONS CONCERNING THE REPAIR OR REPLACEMENT OF PARTS.

NOTE: This equipment is manufactured and sold for commercial use only.



GOLD MEDAL PRODUCTS COMPANY

10700 Medallion Drive

Cincinnati, Ohio 45241-4807 USA

www.gmpopcorn.com

Phone: 1-800-543-0862

Fax: 1-800-542-1496