



Simply Engineered Better

MD2000HT

High Temperature
Door-type
Dishwashing Machine



SPECIFIER STATEMENT

Specified unit will be Moyer Diebel model MD2000HT high temperature door-type dishwashing machine. Features 1 Hp pump motor, top mounted splash proof controls, Rinse Sentry, auto start and interchangeable upper and lower spray arms.



Project _____
Item No. _____
Quantity _____

MD2000HT DOOR-TYPE

STANDARD FEATURES

- **ENERGY STAR® Qualified**
- Convertible from straight to corner operation in field
- Built-in booster configured for 40° and 70° rise
- Built-in diagnostics
- 208/240 volt; 1/3 phase (field convertible)
- Straight through or corner operation
- Capacity 55 racks per hour/60-second cycle
- Uses .90 gallons of water – wash is replenished by final rinse for less water and detergent usage
- Interchangeable stainless steel upper/lower wash rinse arms
- Door safety switch
- Door activated start
- Rinse Sentry
- Detergent chemical connection
- Vent fan control
- Automatic drain valve
- Complete with two 20" x 20" racks, one peg and one flat
- One year parts and labor warranty

OPTIONS & ACCESSORIES

- Drain Water Tempering Kit
- Side Panels


Moyer Diebel – USA

3765 Champion Blvd., Winston-Salem, NC 27105 Tel: 336/661-1992 Fax: 336/661-1979 800/228-8350

Moyer Diebel Ltd. – Canada

2674 North Service Rd., Jordan Station, Ontario, Canada L0R 1S0 Tel: 800/263-5798 Fax: 905/562-4618
www.championindustries.com/canada sales@moyerdiebellimited.com



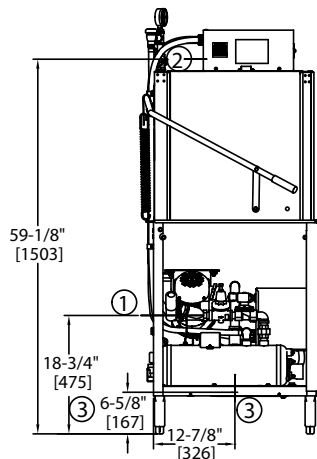


MD2000HT

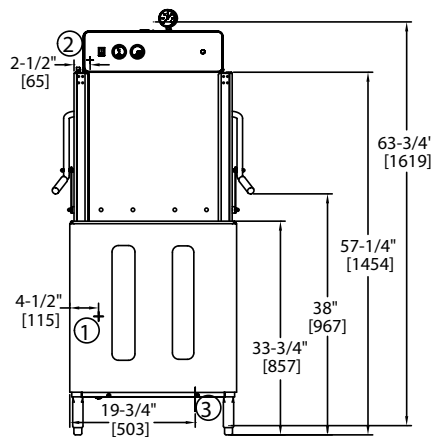
High Temperature
Door-type
Dishwashing Machine

Shipping weight crated: **300 lbs. [136kg]**

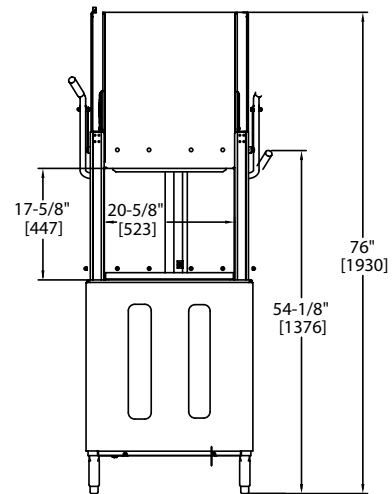
Dimensions shown in inches and [millimeters]



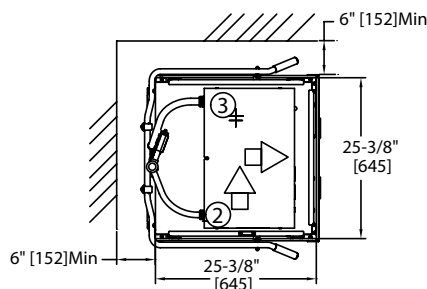
Front View



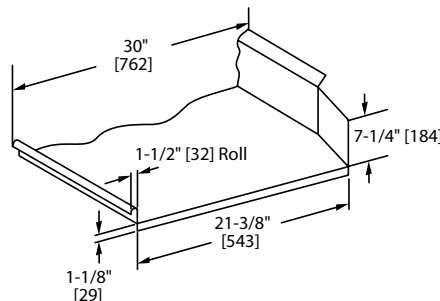
Side View



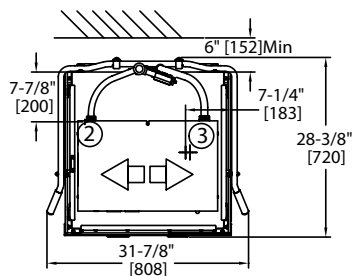
Door Clearance



Corner Configuration



Typical Table Construction



Straight Through

MD2000HT Electrical 40°F/22°C and 70°F/39°C Rise			
Elec. Specs.	Rated Amps	Minimum Supply Ckt. Conductor Ampacity	Maximum Overcurrent Protective Device
208/60/1	65	80	80
240/60/1	75	80	80
208/60/3	40	50	50
240/60/3	45	50	50

Utilities	
1 Water	3/4" [19mm] NPT Flow pressure 20-25 PSI Hot water 110°F/43°C -140°F/82°C
2 Electrical	40°F/22°C and 70°F/39°C rise booster 208-240/60/1 & 3 (see box)
3 Drain	2" [51mm] OD Connection Gravity drain 15 GPM [12.5 Imp. Gal.] max flow

SPECIFICATIONS

Capacities

Racks per hr. 55

Motor horsepower

Wash 1 Hp

Water consumption

Gal. per hr. (max use)
US Gal. (imp. gal./liters) 49 (41/187)
Gal. per rack
US Gal. (imp. gal./liters) 0.9 (.75/3.4)

Temperatures °F/°C

Wash 150°F/66°C
Rinse 180°F/82°C

Heating

Tank heat, electric (kW) 5.2
Booster (kW) 7.5

Time Cycle in Seconds

Wash 40
Dwell 1
Rinse 12
Sanitary Dwell 7
Total cycle 60

Warning: Plumbing and electrical connection should be made by qualified personnel who will observe all the applicable plumbing, sanitary and safety codes and the National Electrical Code.

Due to an ongoing value analysis program at Moyer Diebel, specifications contained in this catalog are subject to change without notice.

3765 Champion Blvd., Winston-Salem, NC 27105 • 336/661-1992 • Fax: 336/661-1979 • www.moyerdiebel.com
2674 North Service Rd., Jordan Station, Ontario, Canada L0R 1S0 • 905/562-4195 • Fax 905/562-4618 • www@championindustries.com/canada
"USGBC" and related logo is a trademark owned by the U.S. Green Building Council and is used by permission.