



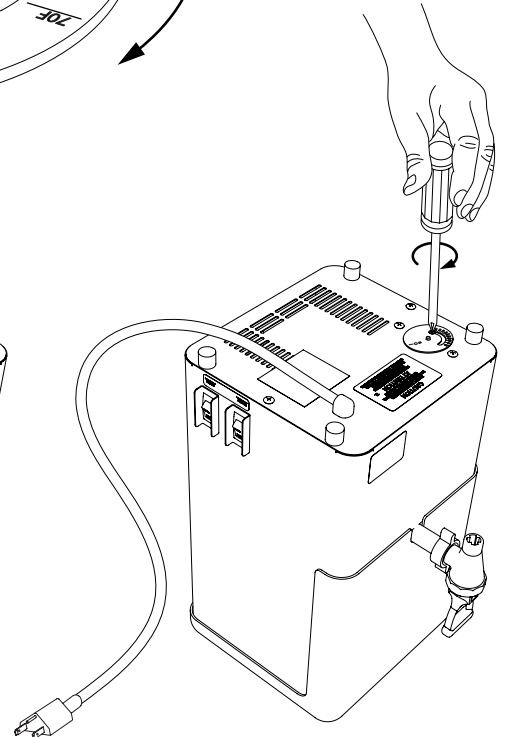
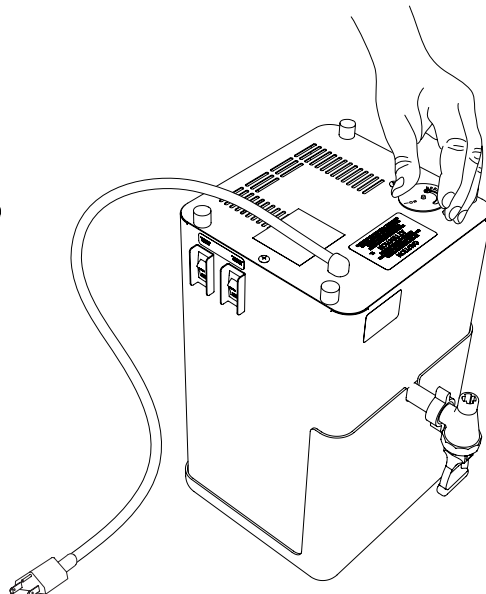
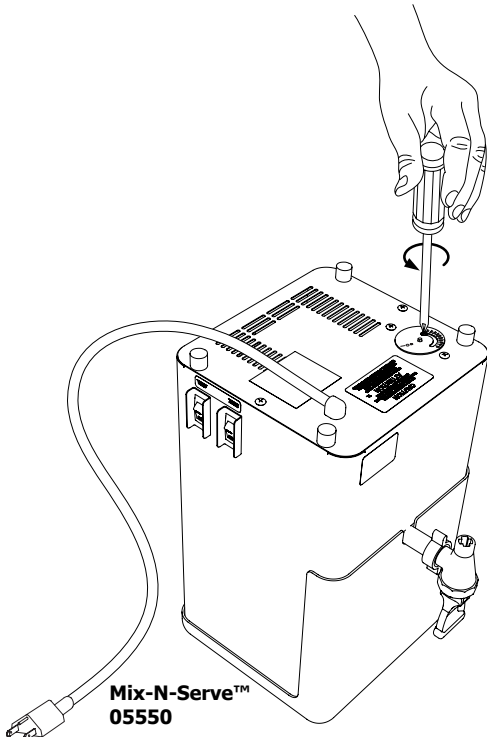
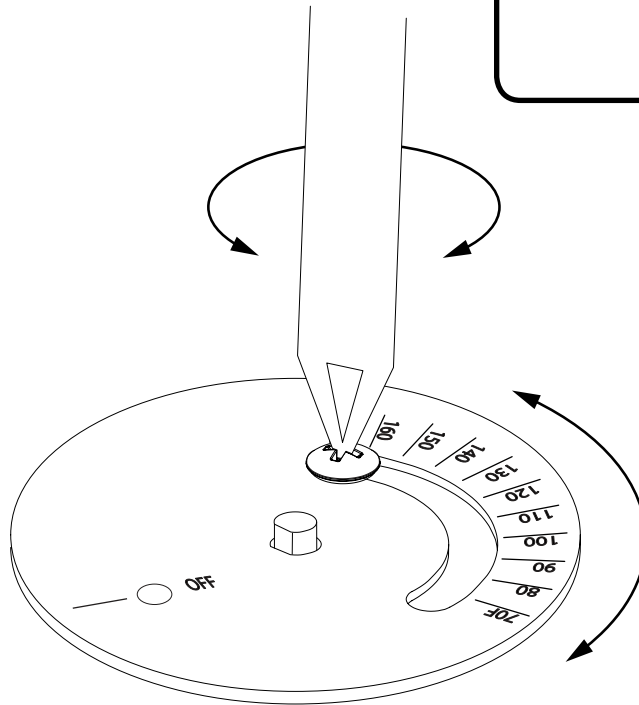
SERVER

**MIX-N-SERVE™
THERMOSTAT BULLETIN**

If your MIX-N-SERVE™ is not heating properly, prior to any warranty work, please complete the following steps. This will reset the thermostat to ensure proper unit heating.

- ❶ PRESS SWITCHES TO "OFF" POSITION.
 - ❷ UNPLUG CORD.
- CAUTION: If unit has already been in use, unit may be HOT. Allow unit to cool before continuing.**
- ❸ REMOVE FOOD PRODUCT AND LID.
 - ❹ TURN UNIT OVER TO REST UPSIDE DOWN ON COUNTERTOP OR TABLE.
 - ❺ LOOSEN SCREW SECURING THERMOSTAT LOCK/DIAL, BUT DO NOT REMOVE.
 - ❻ TO RESET THERMOSTAT, ROTATE THERMOSTAT LOCK/DIAL BY HAND. ROTATE CLOCKWISE COMPLETELY AND THEN ROTATE COUNTERCLOCKWISE COMPLETELY.
 - ❼ TO SET THERMOSTAT AT RECOMMENDED PRODUCT SERVING TEMPERATURE, ROTATE THERMOSTAT LOCK/DIAL BY HAND CLOCKWISE TO CORRECT TEMPERATURE AND TIGHTEN SCREW TO LOCK POSITION SETTING.

Server Products Inc. claims no responsibility for actual serving temperature of product. It is the responsibility of the user to ensure that any product is held and served at a safe temperature.



Mix-N-Serve™
05550